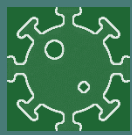




MOPND

# Weekly Death Registration Report in Hargeisa



Confirmed COVID-19 Cases in Somaliland

612

Recovered Cases



120

Death



27

## Background

Somaliland has not barring system which controlled by the government or any other institution. Ministry of Endowment and Religious Affairs has relationship with the committees of the cemeteries. Some of the businesspeople buy the barring sites then they either give freedom for the people to come and bury to their deceased relatives or bring staff for writing some information from the deceased persons. There are currently seven barring sites in Hargeisa. Four of those seven barring areas have neither staff nor a register; the rest three cemeteries have both staff and register. Those three cemeteries with register are the ones we collect the data from and they are as follows:

### Masalaha Galbeed Cemetery (South west of Hargeisa)

This barring site was established on the 2<sup>nd</sup> of January 2012; they have been existing for eight years and five months (101 months).

Since then 14194 deceased persons were barred in this barring site. This means, on average five people are barred in this site/area per a day. The highest number of deceased people barred in this site were 16 and it was in 2018, while the day with the least number of barred people in this site/area were 3. There is one staff in this cemetery.

### Haleeya Cemetery (East of Hargeisa)

This barring site was established on the 14<sup>th</sup> of January 2018; they have been existing for two years and five months (29 months). Since that time around 2416 deceased persons were barred in this barring site. This implies that, on average three deceased people were barred in this site/area per a day. The highest number of people barred in this site/area in one day was 11 people and it was in 2019, while -



-the ay with the least number of barred people in this site/area in one day was 0 people. There are three staffs in this cemetery.

### Baqiic Cemetery (North of Hargeisa)

This barring site was established on the 19<sup>th</sup> of May, 2016; they have been existing for five years (60 months). Since that time up to the 7<sup>th</sup> of May, 2020, this

-site was barred of 2235 of deceased people. This means, on average that everyday two people are barred in this site/area. The highest number of people barred in this site/area in one day was 9 people and it was in 2019, while the day with the least number of barred people in this site/area in one day was 0. There are two staffs in this cemetery.

#### The purpose of this report is:

1. To obtain data on deaths.
2. To ensure the number of deceased persons barred in the Cemeteries per a week.
3. To know the main death causes of deceased people.
4. To identify age categories of the deceased people.
5. To support the decision making concerning stakeholders.

## Summary of Key Points

Deceased persons in the registered cemeteries in week4 of May, 2020, this means that on average 11 deceased persons were barred in each of these three cemeteries per a day.

### Age and Death

- The age categories under one year, 45-64, 65-74 and 75-84 have more men Deaths compared to women deaths.
- The age category 85 years and older has more women deaths compared men deaths.

#### Deceased persons by Gender




106



40 | 66

#### Deceased number by Age category




- Deaths in those age groups are equivalent to 60% of the deaths in Hargeisa in May 2020.
- There are more children dying in the neonatal stage. The majority of the neonatal deaths are boys.

### Causes of death:

- There are 14 cases of COVID\_19 among the deceased persons buried in Masalaha galbeed, Alrawda and Baqiic cemeteries in May, 2020.
- The COVID\_19 men and women death cases are 9 and 5 respectively.
- The deaths caused by COVID\_19 were higher in the age categories of 45-64, 65-74 and 75-84 with six, three and five deceased persons respectively.
- There were 13 death caused by asthma; 10 of the 13 asthma death cases are in the age categories 45-64, 65-74 and 75-84.
- Causes of deaths which are higher among the male compared to female deaths were COVID\_19, Stroke, heart attack, hypertension and asthma.
- Causes of deaths which are higher among the female compared to male deaths were car accident, TB and cancer.
- Number of deaths caused by diabetes was same between male and female deaths.

### Deaths per cemetery:

- Number of deaths from Alrawda (Haleeya cemetery) were 142(44.5%) out of 319 death cases registered at the all three cemeteries. The committee of the cemetery declared that the deaths in May 2020 were higher than other months. For example, April 2020 there were 82 deceased persons buried in this cemetery.
- The number of deaths buried in this cemetery (Haleeya cemetery) is increasing from week one to week four, except the third week of May 2020 which there was a decrease.
- Number of deaths from Masalaha Galbeed were 95(28.9%) out of 319 death cases





- were 95(28.9%) out of 319 death cases registered at the all three cemeteries.
- The number of deceased persons buried at Masalaha galbeed cemetery in the first two weeks of May 2020 was higher compared with the last two weeks of May 2020.
- The number of death cases registered from this cemetery was decreasing from the first week of May 2020 to the rest of the month.
- Number of deaths from Baqiic cemetery were 82(25.7%) out of 319 death cases registered at the all three cemeteries.
- The number of death cases registered from this cemetery was increasing from the first week of May 2020 to the rest of the month.
- The result shows that the number of death cases from all the three cemeteries was increasing starting from the first week of May 2020.
- The percentage share of deaths per each week of May 2020 was 21%, 26%, 20% and 33% respectively.

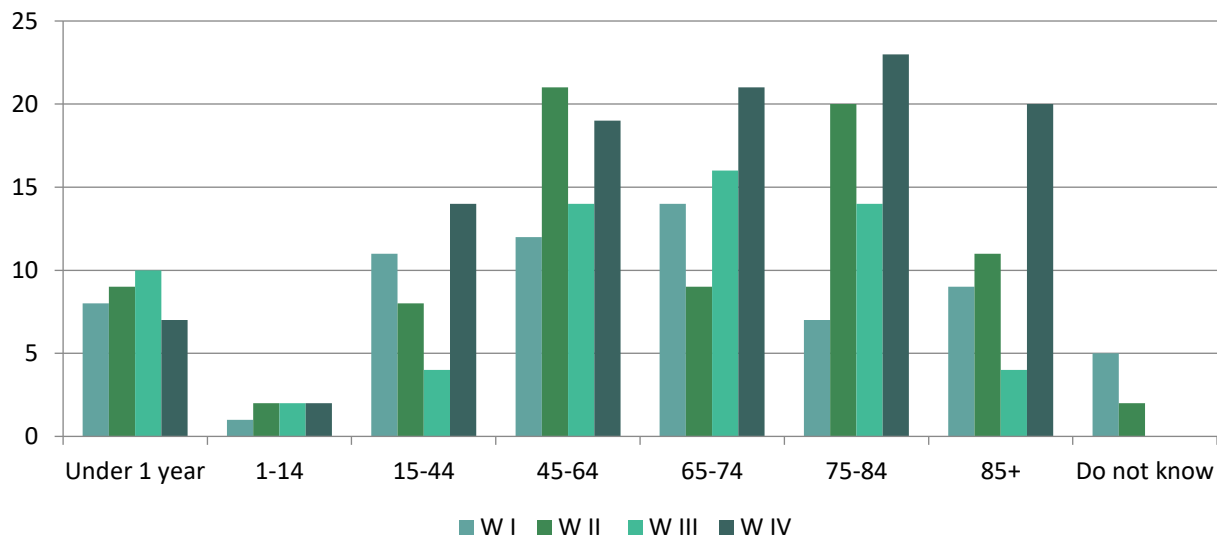
**N.B: Table 2 shows data from week three and week four of May 2020, since we add the age categories to identify age categories which are affected mostly by the COVID\_19 pandemic.**

*Table 1: Deaths registered in the 4th week May 2020 by age group and sex*

Age Group	W I		W II		W III		W IV	
	Sex		Sex		Sex		Sex	
	Male	Female	Male	Female	Male	Female	Male	Female
<b>Under 1 year</b>	8	0	7	2	7	3	6	1
<b>1-14</b>	1	0	1	1	1	1	2	0
<b>15-44</b>	7	4	4	4	1	3	9	5
<b>45-64</b>	10	2	15	6	5	9	14	5
<b>65-74</b>	11	3	4	5	7	9	12	9
<b>75-84</b>	3	4	11	9	9	5	15	8
<b>85+</b>	3	6	8	3	2	2	8	12
<b>Do not know</b>	5	0	1	1	0	0	0	0
<b>Totals</b>	<b>48</b>	<b>19</b>	<b>51</b>	<b>31</b>	<b>32</b>	<b>32</b>	<b>66</b>	<b>40</b>



*Figure 1: Deaths registered in the 4th week May 2020 age group by sex*



*Table 2: Age group of deceased people by cause of death of week three and week four in May, 2020.*

Cause	Age group by cause of death							Total
	Under 1 year	1-14	15-44	45-64	65-74	75-84	85+	
Heart attack	0	1	3	4	9	6	7	30
Cancer	0	0	2	2	4	1	1	10
Diabetes	0	1	1	6	5	5	2	20
Neonatal	12	0	0	0	0	0	0	12
Stroke	0	1	1	6	6	6	3	23
Asthma	0	0	1	4	1	5	2	13
COVID_19	0	0	0	6	3	5	0	14
Liver problem	0	0	1	0	2	0	2	5
Kidney problem	0	0	1	2	1	0	0	4
Other	2	1	8	5	6	11	6	39
<b>Total</b>	<b>14</b>	<b>4</b>	<b>18</b>	<b>35</b>	<b>37</b>	<b>39</b>	<b>23</b>	<b>170</b>



*Table 3: Causes of weekly death registration in May 2020, by number of deaths, causes of deaths and sex.*

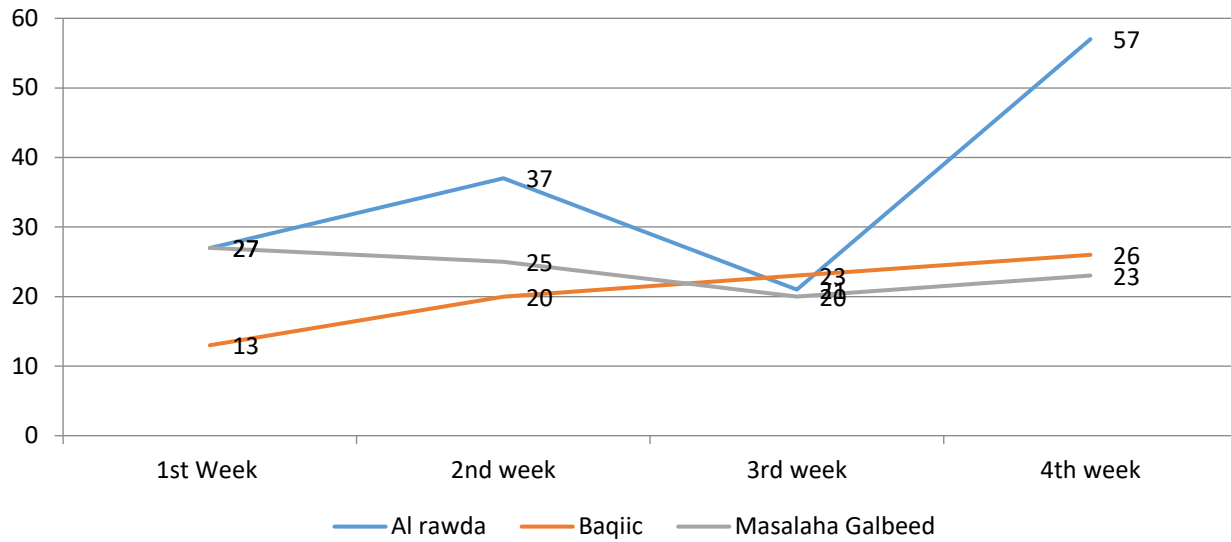
Number of deaths by cause of death and sex									
Causes	W I		W II		W III		W IV		Total
	Sex		Sex		Sex		Sex		
	Male	Female	Male	Female	Male	Female	Male	Female	
Heart attack	2	2	7	3	5	7	10	6	<b>42</b>
Stroke	4	7	5	3	6	5	9	3	<b>42</b>
Diabetes	1	7	4	1	4	4	6	6	<b>33</b>
Neonatal	0	8	7	2	3	2	6	1	<b>29</b>
Hypertension	2	1	5	5	4	3	0	0	<b>20</b>
Cancer	0	0	3	3	0	0	4	5	<b>15</b>
COVID_19	0	0	0	0	3	2	6	3	<b>14</b>
Asthma	0	0	0	0	3	2	4	4	<b>13</b>
Accident	2	3	2	2	0	0	0	0	<b>9</b>
TB	1	2	1	3	0	0	0	0	<b>7</b>
Liver problem	0	0	0	0	0	0	2	4	<b>6</b>
Kidney problem	0	0	0	0	1	3	0	0	<b>4</b>
Murdered	0	0	3	1	0	0	0	0	<b>4</b>
Diarrhea	0	2	0	0	0	0	0	0	<b>2</b>
Gastric	1	1	0	0	0	0	0	0	<b>2</b>
Other causes	6	14	14	8	3	4	19	8	<b>76</b>
Don't Know	0	1	0	0	0	0	0	0	<b>1</b>
<b>Total</b>	<b>19</b>	<b>48</b>	<b>51</b>	<b>31</b>	<b>32</b>	<b>32</b>	<b>66</b>	<b>40</b>	<b>319</b>

*Table 4: Weekly death registration summary in May 2020 by number of deaths per a cemetery*

Cemetery	W I	W II	W III	W IV	Total
Al rawda	27	37	21	57	<b>142</b>
Baqic	13	20	23	26	<b>82</b>
Masalaha Galbeed	27	25	20	23	<b>95</b>
<b>Total</b>	<b>67</b>	<b>82</b>	<b>64</b>	<b>106</b>	<b>319</b>



Figure 2: Weekly death registration summary in May 2020 by cemetery by number of deaths per a cemetery.



Muna Abdi

Director, CSD

[muniitaabdi@gmail.com](mailto:muniitaabdi@gmail.com)

Ministry of Planning and National Development

[Info@Somalilandcsd.org](mailto:Info@Somalilandcsd.org)

General Director

Mubarek Abdillahi

[dgmonpd@slministryofplanning.org](mailto:dgmonpd@slministryofplanning.org)

Ministry of Planning and National Development

[Info@ministryofplanning.org](mailto:Info@ministryofplanning.org)

