



MOPND

Weekly Death Registration Report in Hargeisa



Confirmed COVID-19 Cases in Somaliland

413

Recovered Cases



62

Death



24

Background

Somaliland has not barring system which controlled by the government or any other institution. Ministry of Endowment and Religious Affairs has relationship with the committees of the cemeteries. Some of the businesspeople buy the barring sites then they either give freedom for the people to come and bury to their deceased relatives or bring staff for writing some information from the deceased persons. There are currently seven barring sites in Hargeisa. Four of those seven barring areas have neither staff nor a register; the rest three cemeteries have both staff and register. Those three cemeteries with register are the ones we collect the data from and they are as follows:

Masalaha Galbeed Cemetery (South west of Hargeisa)

This barring site was established on the 2nd of January 2012. Since then 14194 deceased persons were barred in this barring site.

Since then 14,194 deceased persons were barred in this barring site. This means, on average five people are barred in this site/area per a day. The highest number of deceased people barred in this site were 16 and it was in 2018, while the day with the least number of barred people in this site/area were 3. There is one staff in this cemetery.

Haleeya Cemetery (East of Hargeisa)

This barring site was established on the 14th of January 2018; they have been existing for two years and five months (29 months). Since that time around 2,416 deceased persons were barred in this barring site. This implies that, on average three deceased people were barred in this site/area per a day. The highest number of people barred in this site/area in one day was 11 people and it was in 2019, while -



-the ay with the least number of barred people in this site/area in one day was 0 people. There are three staffs in this cemetery.

Baqiic Cemetery (North of Hargeisa)

This barring site was established on the 19th of May, 2016; they have been existing for five years (60 months). Since that time up to the 7th of May, 2020, this

-site was barred of 2,235 of deceased people. This means, on average that everyday two people are barred in this site/area. The highest number of people barred in this site/area in one day was 9 people and it was in 2019, while the day with the least number of barred people in this site/area in one day was 0. There are two staffs in this cemetery.

The purpose of this report is:

1. To ensure the number of deceased persons barred in the Cemeteries per a week.
2. To know the main causes of deceased people.
3. To identify age categories of the deceased people.
4. To support the decision making concerning stakeholders.


Summary of Key Points

Deceased persons in the registered cemeteries in week 4th of May, 2020 shows that average 11 deceased persons were barred in each of these three cemeteries per a day.

Age and Death

- The age categories under one year, 45-64, 65-74 and 75-84 have more men Deaths compared to women deaths.
- The age category 85 years and older has more women deaths compared men deaths.
- There are no death cases in the age category 1-14 in the 1st week of June 2020.

Deceased persons by Gender Highest death rate by Age group



- Deaths in those age groups are equivalent to 72% of the deaths in Hargeisa in the 1st week of June 2020
- The age categories 15-44 and 75-84 have same death cases among males and females.
- There are more children dying in the neonatal stage. The majority of the neonatal deaths are boys.




Causes of death:

- ✓ There are 4 death cases of COVID_19 among the deceased persons buried in Masalaha galbeed, Alrawda and Baqic cemeteries in the 1st week of June 2020.
- ✓ The COVID_19 men and women death cases are 2 and 2 respectively.
- ✓ The deaths caused by COVID_19 were all in the age category of 65-74 except one case in 85+ age category.
- ✓ There were 2 death cases caused by asthma; the two cases were in different two age categories.
- ✓ Causes of deaths which are higher among the male compared to female deaths were Stroke, diabetes and hypertension.
- ✓ Causes of deaths which are higher among the female compared to male deaths was asthma.
- ✓ Death causes with the highest death cases were heart attack, stroke and diabetes.

➤ Deaths per cemetery:

- Number of deaths from Alrawda (Haleeya cemetery) were 23(38%) out of 61 death cases registered at the all three cemeteries in the week one of June 2020.
- The number of deaths buried in this cemetery (Haleeya cemetery) is decreasing from week four of May 2020 (57 of the deceased 106 persons) to week one of June 2020 (23 of the deceased 61 persons).
- Number of deaths from Masalaha Galbeed in week one of June 2020 were 17(28%) out of 61 death cases registered at the all three cemeteries in the week one of June 2020.
- The number of deceased persons buried at Masalaha galbeed cemetery





- in the week one of June 2020 (17 of the deceased 61 persons) is decreased compared to the week four of May 2020 (23 of the deceased 106 persons).

- Number of deaths from Baqiic cemetery were 21(34%) out of 61 death cases registered at the all three cemeteries in the week one of June 2020.
- The number of death cases registered from this cemetery was decreasing from the week one of June 2020 (21 of the deceased 61 persons) to week four of May 2020 (26 of the deceased 106 persons).

Table 1: Deaths registered in the 1st week of June 2020 by number of death case per age group

Age categories	Sex		Total
	Male	Female	
Under 1 year	6	0	6
15-44	2	2	4
45-64	5	2	7
65-74	12	5	17
75-84	7	7	14
85+	6	7	13
Total	38	23	61

Figure 1: Deaths registered in the 1ST week of June 2020 by number of death cases per age group

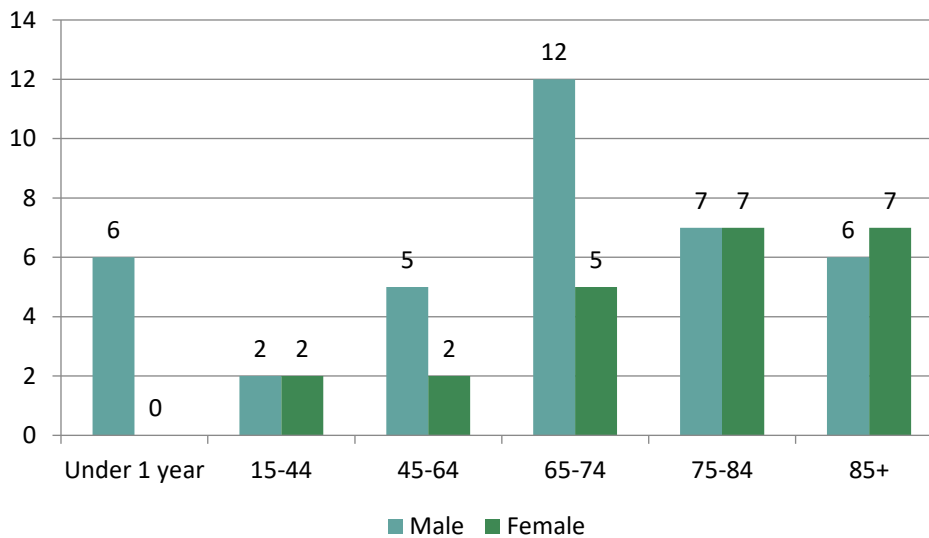




Table 2: number of deceased people by age group, cause of death in 1st week of June 2020.

Causes	Age categories						Total
	Under 1 year	15-44	45-64	65-74	75-84	85+	
Heart attack	0	3	1	4	3	3	14
Stroke	0	0	2	3	3	3	11
Diabetes	0	0	1	3	2	3	9
Neonatal	6	0	0	0	0	0	6
COVID_19	0	0	0	3	0	1	4
Liver problem	0	0	0	1	3	0	4
Hypertension	0	0	1	1	0	1	3
Asthma	0	1	0	0	1	0	2
Other causes	0	0	2	2	2	2	8
Total	6	4	7	17	14	13	61

Table 3: Causes of weekly death registration in 1st week of June 2020, by number of deaths, causes of deaths and sex.

Causes	Sex		Total
	Male	Female	
Heart attack	7	7	14
Stroke	7	4	11
Diabetes	6	3	9
Neonatal	6	0	6
COVID_19	2	2	4
Liver problem	2	2	4
Hypertension	2	1	3
Asthma	0	2	2
Other causes	6	2	8
Total	38	23	61

Table 4: Weekly death registration summary in 1st week of June 2020 by number of deaths per a cemetery

Cemetery	W I	W II	W III	W IV	Total
Al rawda	23				
Baqiic	21				
Masalaha Galbeed	17				
Total	61				



Muna Abdi

Director, CSD

muniitaabdi@gmail.com

Ministry of Planning and National
Development

Info@Somalilandcsd.org

General Director

Mubarek Abdillahi

dgmonpd@slministryofplanning.org

Ministry of Planning and
National Development

Info@ministryofplanning.org



MOPND